

BeMore app: Tinnitus Manager user guide

Introduction

The app is made to enhance your hearing experience and enable you to get more out of your hearing aids.

Our innovative sound technology and design, combined with customized device programming by your hearing care professional, will make hearing a more enjoyable experience.

The app enables you to get more out of your hearing aids by providing new ways to gain control, personalization and relief.

For more information and help for apps, please visit the website:


www.userguides.gnhearing.com

If you would like a printed version of the app user guide please contact customer support or simply print this user guide.

Finding and installing the BeMore app




Access apps for iPhone, iPad and iPod touch – download on the App Store by following these steps:

1. Enter the App Store by tapping the App Store icon  on an iPhone, iPad or iPod touch
2. On the App Store, search for “BeMore”
3. If using an iPad, change the search criteria in the top left corner to “iPhone only”
4. After finding the app, tap “Get”
5. Then tap “Install”
6. Enter a valid Apple ID and password
7. After entering the password, the BeMore app will download and install
8. After download, you can find the app on the mobile device screen - tap to open the BeMore app

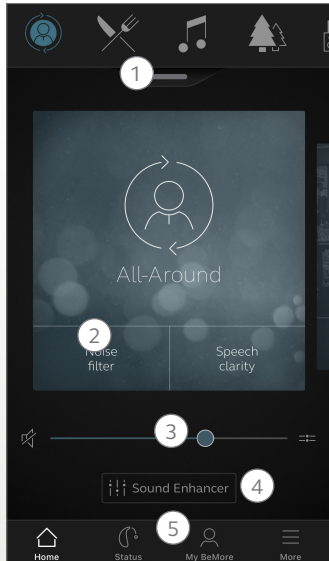


Access apps for Android devices – download on Google Play by following these steps:

1. Enter Google Play by tapping the Play Store icon  on your Android phone
2. On Google Play, search for “BeMore”
3. After finding the app, tap “Install” then “Accept” to allow the app to access certain features on your phone such as Bluetooth
4. After entering the password, the BeMore app will download and install
5. When installation is complete, tap “Open” to open the BeMore app

For up-to-date information about device compatibility, please visit the website: www.userguides.gnhearing.com

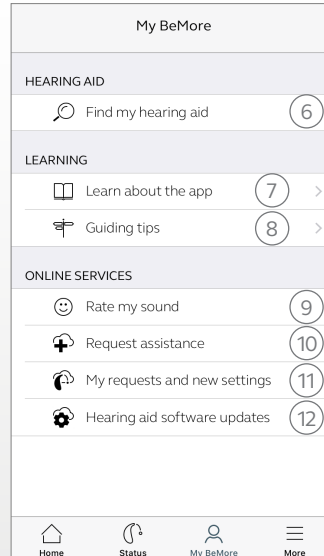
BeMore app: General functionality



Main screen:

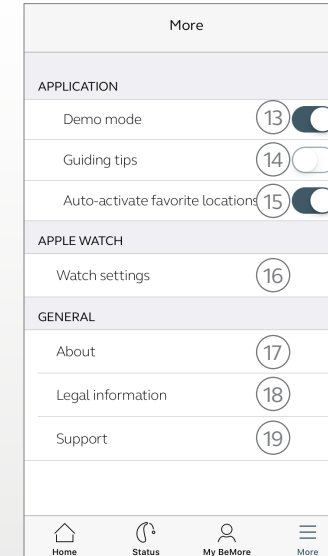
1. Use the top carousel, **drop-down** or card-swipe to choose your hearing aid or streamer program, or your Favorite. Tap drop-down to edit programs and Favorites.
2. Use **Quick Buttons** for one-tap, advanced sound adjustments.
3. Adjust **volume** or mute.
4. Access **Sound Enhancer** to adjust treble/mid/bass, noise reduction, speech focus or wind noise reduction*. Also access Tinnitus Manager to adjust pitch and variation of sound from the Tinnitus Sound Generator, or to choose your Nature Sound**.
5. **Navigational menu.**

*Available for premium price point.
 **Available if the Tinnitus Sound Generator has been enabled by your hearing care professional.



'My' menu:

6. Find your **lost hearing aid**.
7. **Learn about the app** and its functions.
8. **Guiding tips** for use of the app and the hearing aids.
9. **Rate my sound** Send your hearing care professional a rating of your sound settings.
10. **Request assistance** with your hearing aid settings and programs from your hearing care professional.
11. See the **status of your requests** and install any settings and program updates sent by your hearing care professional. Go back to previous settings.
12. **Install new software** received for your hearing aids.



More menu:

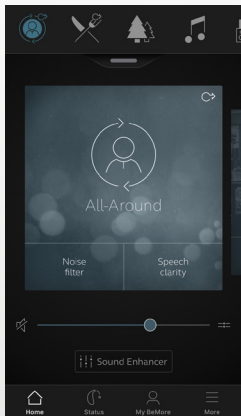
13. Enter/exit **Demo mode**.
14. Enable/disable **Guiding tips**.
15. Enable/disable **Automatic activation of Favorite locations**.
16. **Apple Watch settings:** Set your preferences for the Watch app.
17. **About:** Read about the app and the brand.
18. **Legal information:** Learn about manufacturer, terms & conditions and privacy policy. Review, give or withdraw consent to data-processing.
19. **Support:** More app help and additional links to web-based help and FAQs.

BeMore app: Tinnitus Manager functionality

Tinnitus Manager

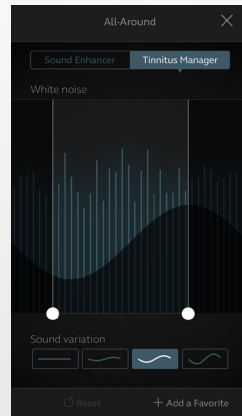
The Tinnitus Manager will be available for you in the app if the Tinnitus Sound Generator (TSG) has been enabled in one or more of your fitted programs.

Access to the Tinnitus Manager in the app



A small icon will appear in the top right corner on programs if you have the Tinnitus Sound Generator fitted. If you go to the Sound Enhancer menu from one of those programs, you will see the Tinnitus Manager available.

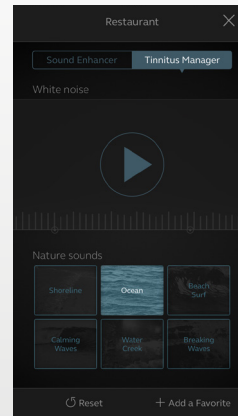
If you have a program fit with white noise



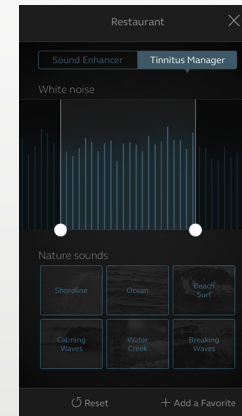
Pitch
Adjust the frequency shaping (Pitch) by moving the two sliders left and right.

Sound variation
Adjust the variation of the white noise sound input by tapping the buttons at the bottom of the screen.

If you have a program fit with a Nature Sound



Nature Sounds
Choose between one of the six Nature Sounds at the bottom of the screen.



Activate white noise
You can also activate the white noise sound input and adjust the Pitch.

Warnings and precautions

Use with mobile device apps:


Notifications of app updates should not be disabled, and it is recommended that the user installs all updates to ensure that the app will function correctly and will be kept up to date.

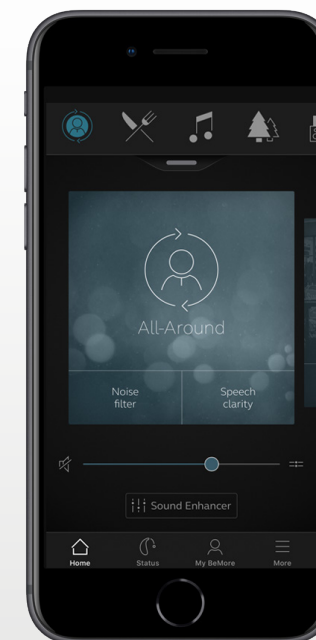
The app must only be used with GN Hearing devices for which it is intended, and GN Hearing takes no responsibility if the app is used with other devices.

Warnings and cautions

If using the BeMore app with the hearing aid, please make sure to read the hearing aid user guide. The hearing aid user guide was included in the hearing aid package. If you need a fresh copy, please consult customer support.

Be aware of information marked with the warning symbol

 **WARNING** points out a situation that could lead to serious injuries,
CAUTION indicates a situation that could lead to minor and moderate injuries.



Intended use of mobile device apps:

Mobile device apps are intended to be used with wireless hearing aids. Mobile device apps send and receive signals from the wireless hearing aids via mobile devices for which the apps have been developed.

Manufacturer according to EU
Medical Device Directive 93/42/
EEC and Health Canada:

GN Hearing A/S


Lautrupbjerg 7
DK-2750 Ballerup
Denmark
Tel.: +45 4575 1111
gnhearing.com

CVR no. 55082715

Manufacturer according
to FDA:

GN Hearing

8001 E Bloomington Freeway
Bloomington, MN 55420
USA
1-888-735-4327
gnhearing.com

 Any issues relating to the EU Medical Device Directive 93/42/EEC
0297 should be directed to GN Hearing A/S.

© 2018 GN Hearing A/S. All rights reserved. Apple, the Apple logo, iPhone, iPad, iPod touch and Apple Watch are trademarks of Apple Inc., registered in the U.S. and other countries. App Store is a service mark of Apple Inc., registered in the U.S. and other countries. Android, Google Play and the Google Play logo are trademarks of Google Inc. The Bluetooth word mark and logos are registered trademarks owned by the Bluetooth SIG, Inc.